



# REAMERS

- Hand • Machine (Morse Taper & Chucking) • Bridge • Taper Pin
  - Morse Taper Socket • Taper Pipe • Adjustable
-



## ***AlCrN: G6 generation coatings... a quantum leap in tool wear resistance***

### **Aluminium Chromium Nitride**

The latest tool coating formula is Aluminium Chromium Nitride (AlCrN). Coatings of this G6 generation developed, markedly expand the performance envelope versus conventional titanium based coatings (such as TiAlN, AlTiN or TiCN).

### **Unique coating properties**

The AlCrN coating exhibits until now, an unmatched degree of oxidation resistance and hot hardness. These properties have triggered a quantum leap in tool wear resistance.

### **The bottom line: greater productivity!**

Tools coated with AlCrN let you choose noticeably higher cutting speeds and allow you to more effectively exploit the potential of modern machine tools. You can produce more parts per time / unit to decisively boost the productivity of your manufacturing resources and hone your competitive edge.

Extraordinary performance gains have been demonstrated in dry and wet machining processes involving:

- Unalloyed steels
- High strength steels
- High hardness steels (up to 54 HRC)

Coating properties:

- Very high abrasion resistance
- High and constant temperature resistance
- Unrivalled oxidation resistance
- Titanium free coating



ISO	VDI	Material Group	Sutton
P	A	Steel	N
M	R	Stainless Steel	VA
K	F	Cast Iron	GG
N	N	Non-Ferrous Metals, Aluminiums & Coppers	Al W
S	S	Titaniums & Super Alloys	Ti Ni
H	H	Hard Materials (≥ 45 HRC)	H

^ VDI 3323 material groups can also be determined by referring to the material cross reference listing in the application guide at the back of this catalogue.

[www.suttonhps.com](http://www.suttonhps.com)

Page

144	146	149	150	151	152	152	153	154
R100	R101	R102	R104	R105	R106	R107	R108	R109
HSS	HSS	HSS Co	HSS	HSS	HSS	HSS	HSS	TCA
Brt	Brt	Brt	Brt	Brt	Brt	Brt	Brt	Brt
N	N	N	N	N	Roughing	Finishing	Tapered Pipe	N
DIN 206 / ISO 236	DIN 208	DIN 212 / ISO 521	-	-	-	-	-	-
L10	L10	L10	L15	L7	L7	L7	L15	Straight

Catalogue Code  
Material  
Surface Finish  
Sutton Designation  
Standard  
Geometry

ISO	VDI-3323	Material	Condition	HB	N/mm <sup>2</sup>									
P	1	Steel - Non-alloy, cast & free cutting	- 0.15 %C	A	125	440	●	●	●	●	●	●	●	●
	2		- 0.45 %C	A	190	640	●	●	●	●	●	●	●	●
	3		- 0.75 %C	QT	250	840	●	●	●	●	●	●	●	○
	4			A	270	910	●	●	●	●	●	●	●	○
	5			QT	300	1010	○	○	○	○	○	○	○	○
	6	Steel - Low alloy & cast < 5% of alloying elements	A	180	610	●	●	●	●	●	●	●	●	●
	7		QT	275	930	○	○	○	○	○	○	○	○	○
	8		QT	300	1010	○	○	○	○	○	○	○	○	○
	9		QT	350	1180									
	10	Steel - High alloy, cast & tool	A	200	680	○	○	○	○	○	○	○	○	○
	11		HT	325	1100									
12	Steel - Corrosion resistant & cast	Ferritic / Martensitic	A	200	680	○	○	○	○	○	○	○	○	
13		Martensitic	QT	240	810									
M	14.1	Stainless Steel	Austenitic	AH	180	610	○	○	○	○	○	○	○	○
	14.2		Duplex		250	840	○	○	○	○	○	○	○	○
	14.3		Precipitation Hardening		250	840	○	○	○	○	○	○	○	○
K	15	Cast Iron - Grey (GG)	Ferritic / Pearlitic		180	610	●	●	●	●	●	●	●	○
	16		Pearlitic		260	880	○	○	○	○	○	○	○	○
	17	Cast Iron - Nodular (GGG)	Ferritic		160	570	○	○	○	○	○	○	○	○
	18		Pearlitic		250	840	○	○	○	○	○	○	○	○
	19	Cast Iron - Malleable	Ferritic		130	460	○	○	○	○	○	○	○	○
20	Pearlitic			230	780	○	○	○	○	○	○	○	○	
N	21	Aluminum & Magnesium - wrought alloy	Non Heat Treatable		60	210	○	○	○	○	○	○	○	○
	22		Heat Treatable	AH	100	360	○	○	○	○	○	○	○	○
	23	Aluminum & Magnesium - cast alloy ≤12% Si	Non Heat Treatable		75	270	○	○	○	○	○	○	○	○
	24		Heat Treatable	AH	90	320	○	○	○	○	○	○	○	○
	25	Al & Mg - cast alloy >12% Si	Non Heat Treatable		130	460								
	26	Copper & Cu alloys (Brass/Bronze)	Free cutting, Pb > 1%		110	390	○	○	○	○	○	○	○	○
	27		Brass (CuZn, CuSnZn)		90	320	○	○	○	○	○	○	○	○
	28		Bronze (CuSn)		100	360	○	○	○	○	○	○	○	○
	29	Non-metallic - Thermosetting & fiber-reinforced plastics												
30	Non-metallic - Hard rubber, wood etc.													
S	31	High temp. alloys	Fe based	A	200	680								
	32			AH	280	950								
	33		Ni / Co based	A	250	840								
	34			AH	350	1180								
	35		C	320	1080									
	36	Titanium & Ti alloys	CP Titanium		400 MPa									
	37.1				860 MPa									
	37.2		Alpha / Beta alloys	A	960 MPa									
	37.3			AH	1170 MPa									
	37.4		Beta alloys	A	830 MPa									
37.5	AH			1400 MPa										
H	38.1	Hardened steel		HT	45 HRC									
	38.2			HT	55 HRC									
	39.1			HT	58 HRC									
	39.2			HT	62 HRC									
	40	Cast Iron	Chilled	C	400	1350	○	○	○	○	○	○	○	
	41			HT	55 HRC									

Condition: A (Annealed), AH (Age Hardened), C (Cast), HT (Hardened & Tempered), QT (Quenched & Tempered)

● Optimal ○ Effective



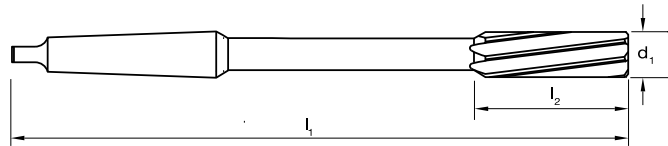




# Reamers Machine

# sutton®

- Machine use
- Suitable for toolroom & workshop use
- Produces clean, accurate holes, to a H7 tolerance



Catalogue Code	<b>R101</b>
Discount Group	B0302
Material	<b>HSS</b>
Surface Finish	<b>Br</b>
Sutton Designation	<b>N</b>
Geometry	L10

Size Ref.	d <sub>1</sub>	l <sub>1</sub>	l <sub>2</sub>	l <sub>3</sub>	d <sub>2</sub>	z	MT #	Item #
0600	6.000	138	26	-	-	6	1	R101 0600
0635	6.350	144	28	-	-	6	1	R101 0635
0650	6.500	144	28	-	-	6	1	R101 0650
0675	6.747	144	28	-	-	6	1	R101 0675
0700	7.000	150	31	-	-	6	1	R101 0700
0714	7.144	150	31	-	-	6	1	R101 0714
0750	7.500	150	31	-	-	6	1	R101 0750
0754	7.541	150	31	-	-	6	1	R101 0754
0794	7.938	156	33	-	-	6	1	R101 0794
0800	8.000	156	33	-	-	6	1	R101 0800
0833	8.334	156	33	-	-	6	1	R101 0833
0850	8.500	156	33	-	-	6	1	R101 0850
0873	8.731	162	36	-	-	6	1	R101 0873
0900	9.000	162	36	-	-	6	1	R101 0900
0913	9.128	162	36	-	-	6	1	R101 0913
0950	9.500	162	36	-	-	6	1	R101 0950
0953	9.525	162	36	-	-	6	1	R101 0953
0992	9.922	168	38	-	-	6	1	R101 0992
1000	10.000	168	38	-	-	6	1	R101 1000
1032	10.319	168	38	-	-	6	1	R101 1032
1050	10.500	168	38	-	-	6	1	R101 1050
1072	10.716	175	41	-	-	6	1	R101 1072
1100	11.000	175	41	-	-	6	1	R101 1100
1111	11.112	175	41	-	-	6	1	R101 1111
1150	11.500	175	41	-	-	6	1	R101 1150
1151	11.509	175	41	-	-	6	1	R101 1151
1191	11.906	175	41	-	-	6	1	R101 1191
1200	12.000	182	44	-	-	6	1	R101 1200
1230	12.303	182	44	-	-	6	1	R101 1230
1250	12.500	182	44	-	-	6	1	R101 1250
1270	12.700	182	44	-	-	6	1	R101 1270
1300	13.000	182	44	-	-	6	1	R101 1300
1310	13.097	182	44	-	-	6	1	R101 1310
1349	13.494	189	47	-	-	6	1	R101 1349
1350	13.500	189	47	-	-	6	1	R101 1350
1389	13.891	189	47	-	-	6	1	R101 1389
1400	14.000	189	47	-	-	8	1	R101 1400
1429	14.288	204	50	-	-	8	2	R101 1429
1450	14.500	204	50	-	-	8	2	R101 1450
1468	14.684	204	50	-	-	8	2	R101 1468

ISO	P																								M			K			N							S							H				
VDI 3323	1	2	3	4	5	6	7	8	9	10	11	12	13	14.1	14.2	14.3	15	16	17	18	19	20	21	22	23	24	25	26	27	28	29	30	31	32	33	34	35	36	37.1	37.2	37.3	37.4	37.5	38.1	38.2	39.1	39.2	40	41
R101	●	●	●	●	●	●	○	○	○	○	○	○	○	○	○	○	○	○	○	○	○	○	○	○	○	○	○	○	○	○	○	○	○	○	○	○	○	○	○	○	○	○	○	○	○	○	○	○	○

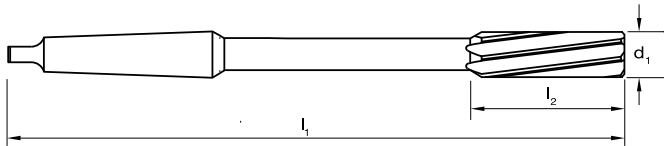
**P** Steel 
 **M** Stainless Steel 
 **K** Cast Iron 
 **N** Non-Ferrous Metals 
 **S** Titanium & Super Alloys 
 **H** Hard Materials

● Optimal 
 ○ Effective

# Reamers Machine

## sutton®

- Machine use
- Suitable for toolroom & workshop use
- Produces clean, accurate holes, to a H7 tolerance



Catalogue Code	<b>R101</b>
Discount Group	B0302
Material	<b>HSS</b>
Surface Finish	<b>Brt</b>
Sutton Designation	<b>N</b>
Geometry	L10

Size Ref.	d <sub>1</sub>	l <sub>1</sub>	l <sub>2</sub>	l <sub>3</sub>	d <sub>2</sub>	z	MT #	Item #
1500	15.000	204	50	-	-	8	2	R101 1500
1508	15.081	<b>19/32</b>	210	52	-	8	2	R101 1508
1550	15.500	210	52	-	-	8	2	R101 1550
1548	15.478	<b>39/64</b>	210	52	-	8	2	R101 1548
1588	15.875	<b>5/8</b>	210	52	-	8	2	R101 1588
1600	16.000	210	52	-	-	8	2	R101 1600
1627	16.272	<b>41/64</b>	214	54	-	8	2	R101 1627
1650	16.500	214	54	-	-	8	2	R101 1650
1667	16.669	<b>21/32</b>	214	54	-	8	2	R101 1667
1700	17.000	214	54	-	-	8	2	R101 1700
1707	17.066	<b>43/64</b>	219	56	-	8	2	R101 1707
1746	17.463	<b>11/16</b>	219	56	-	8	2	R101 1746
1750	17.500	219	56	-	-	8	2	R101 1750
1786	17.859	<b>45/64</b>	219	56	-	8	2	R101 1786
1800	18.000	219	56	-	-	8	2	R101 1800
1826	18.256	<b>23/32</b>	219	56	-	8	2	R101 1826
1850	18.500	223	58	-	-	8	2	R101 1850
1900	19.000	223	58	-	-	8	2	R101 1900
1905	19.050	<b>3/4</b>	223	58	-	8	2	R101 1905
1950	19.500	228	60	-	-	8	2	R101 1950
2000	20.000	228	60	-	-	8	2	R101 2000
2050	20.500	232	62	-	-	8	2	R101 2050
2064	20.638	<b>13/16</b>	232	62	-	8	2	R101 2064
2100	21.000	232	62	-	-	8	2	R101 2100
2143	21.431	<b>27/32</b>	232	62	-	8	2	R101 2143
2150	21.500	237	64	-	-	8	2	R101 2150
2200	22.000	237	64	-	-	8	2	R101 2200
2223	22.225	<b>7/8</b>	237	64	-	8	2	R101 2223
2250	22.500	241	66	-	-	8	2	R101 2250
2300	23.000	241	66	-	-	8	2	R101 2300
2302	23.019	<b>29/32</b>	237	64	-	8	2	R101 2302
2350	23.500	241	66	-	-	8	3	R101 2350
2381	23.813	<b>15/16</b>	268	68	-	8	3	R101 2381
2400	24.000	268	68	-	-	8	3	R101 2400
2450	24.500	268	68	-	-	8	3	R101 2450
2461	24.606	<b>31/32</b>	268	68	-	8	3	R101 2461
2500	25.000	268	68	-	-	10	3	R101 2500
2540	25.400	<b>1</b>	268	68	-	8	3	R101 2540
2550	25.500	273	70	-	-	10	3	R101 2550
2600	26.000	273	70	-	-	10	3	R101 2600

ISO	P													M			K					N										S											H							
VDI 3323	1	2	3	4	5	6	7	8	9	10	11	12	13	14.1	14.2	14.3	15	16	17	18	19	20	21	22	23	24	25	26	27	28	29	30	31	32	33	34	35	36	37.1	37.2	37.3	37.4	37.5	38.1	38.2	39.1	39.2	40	41	
R101	●	●	●	●	●	○	○	○	○	○	○	○	○	○	○	○	○	○	○	○	○	○	○	○	○	○	○	○	○	○	○	○	○	○	○	○	○	○	○	○	○	○	○	○	○	○	○	○	○	○

P Steel M Stainless Steel K Cast Iron N Non-Ferrous Metals S Titanium & Super Alloys H Hard Materials ● Optimal ○ Effective

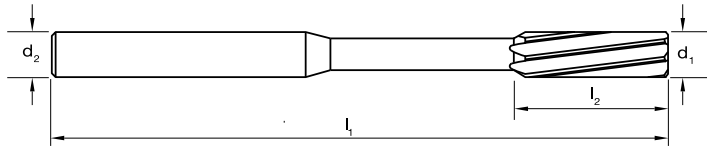




# Reamers Chucking

# sutton®

- Machine use
- Suitable for toolroom & workshop use
- Produces clean, accurate holes, to a H7 tolerance



Catalogue Code	<b>R102</b>
Discount Group	B0302
Material	<b>HSS Co</b>
Surface Finish	<b>Brt</b>
Sutton Designation	<b>N</b>
Geometry	L10

Size Ref.	d <sub>1</sub>		l <sub>1</sub>	l <sub>2</sub>	l <sub>3</sub>	d <sub>2</sub>	z	Item #
0200	2.000		49	11	-	2.0	3	R102 0200
0250	2.500		57	14	-	2.5	5	R102 0250
0300	3.000		61	15	-	3.0	5	R102 0300
0318	3.175	1/8	65	16	-	3.2	5	R102 0318
0350	3.500		70	18	-	3.5	5	R102 0350
0357	3.572	9/64	70	18	-	3.6	5	R102 0357
0397	3.969	5/32	75	19	-	4.0	6	R102 0397
0400	4.000		75	19	-	4.0	6	R102 0400
0450	4.500		80	21	-	4.5	6	R102 0450
0476	4.762	3/16	86	23	-	5.0	6	R102 0476
0500	5.000		86	23	-	5.0	6	R102 0500
0516	5.159	13/64	86	23	-	5.0	6	R102 0516
0550	5.500		93	26	-	5.6	6	R102 0550
0595	5.953	15/64	93	26	-	5.6	6	R102 0595
0600	6.000		93	26	-	5.6	6	R102 0600
0635	6.350	1/4	101	28	-	6.3	6	R102 0635
0650	6.500		101	28	-	6.3	6	R102 0650
0700	7.000		109	31	-	7.1	6	R102 0700
0750	7.500		109	31	-	7.1	6	R102 0750
0794	7.938	5/16	117	31	-	8.0	6	R102 0794
0800	8.000		117	33	-	8.0	6	R102 0800
0850	8.500		117	33	-	8.0	6	R102 0850
0900	9.000		125	36	-	9.0	6	R102 0900
0950	9.500		125	36	-	9.0	6	R102 0950
0953	9.525	3/8	133	38	-	10.0	6	R102 0953
1000	10.000		133	38	-	10.0	6	R102 1000
1050	10.500		133	38	-	10.0	6	R102 1050
1100	11.000		142	41	-	10.0	6	R102 1100
1111	11.112	7/16	142	41	-	10.0	6	R102 1111
1150	11.500		142	41	-	10.0	6	R102 1150
1200	12.000		151	44	-	10.0	6	R102 1200
1250	12.500		151	44	-	10.0	6	R102 1250
1270	12.700	1/2	151	44	-	10.0	6	R102 1270
1300	13.000		151	44	-	10.0	6	R102 1300
1350	13.500		160	47	-	12.5	6	R102 1350
1400	14.000		160	47	-	12.5	8	R102 1400
1429	14.288	9/16	162	50	-	12.5	8	R102 1429
1450	14.500		162	50	-	12.5	8	R102 1450
1500	15.000		162	50	-	12.5	8	R102 1500
1550	15.500		170	52	-	12.5	8	R102 1550
1588	15.875	5/8	170	52	-	12.5	8	R102 1588
1600	16.000		170	52	-	12.5	8	R102 1600

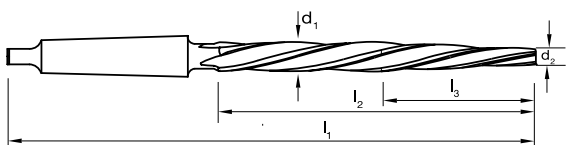
ISO	P											M					K					N										S										H									
VDI 3323	1	2	3	4	5	6	7	8	9	10	11	12	13	14.1	14.2	14.3	15	16	17	18	19	20	21	22	23	24	25	26	27	28	29	30	31	32	33	34	35	36	37.1	37.2	37.3	37.4	37.5	38.1	38.2	39.1	39.2	40	41		
R102	●	●	●	●	●	●	●	●	○	○	○	○	○	○	○	○	○	○	○	○	○	○	○	○	○	○	○	○	○	○	○	○	○	○	○	○	○	○	○	○	○	○	○	○	○	○	○	○	○	○	○

P Steel M Stainless Steel K Cast Iron N Non-Ferrous Metals S Titanium & Super Alloys H Hard Materials ● Optimal ○ Effective

# Reamers Bridge

## sutton®

- Machine use
- For opening out existing holes
- Ideal for alignment in fabrication & construction work



Catalogue Code	<b>R104</b>
Discount Group	B0302
Material	<b>HSS</b>
Surface Finish	<b>BrT</b>
Sutton Designation	<b>N</b>
Geometry	L15

Size Ref.	d <sub>1</sub>	l <sub>1</sub>	l <sub>2</sub>	l <sub>3</sub>	d <sub>2</sub>	z	MT #	Item #
1300	13.0	199	105	42	8.8	5	2	R104 1300
1400	14.0	209	115	46	9.4	5	2	R104 1400
1600	16.0	229	135	54	10.6	5	2	R104 1600
1700	17.0	251	135	54	11.6	5	3	R104 1700
1800	18.0	261	145	58	12.2	5	3	R104 1800
1900	19.0	261	145	58	13.2	5	3	R104 1900
2000	20.0	271	155	62	13.8	5	3	R104 2000
2100	21.0	271	155	62	14.8	5	3	R104 2100
2200	22.0	281	165	66	15.4	5	3	R104 2200
2300	23.0	281	165	66	16.4	5	3	R104 2300
2500	25.0	296	180	72	17.8	5	3	R104 2500
2600	26.0	296	180	72	18.8	5	3	R104 2600
2800	28.0	311	195	78	20.2	5	3	R104 2800
3000	30.0	311	195	78	22.2	5	3	R104 3000
3200	32.0	354	210	84	23.6	5	4	R104 3200

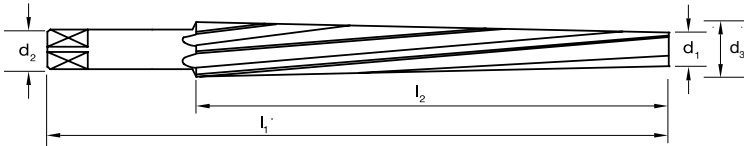
ISO	P										M					K					N										S										H									
VDI 3323	1	2	3	4	5	6	7	8	9	10	11	12	13	14.1	14.2	14.3	15	16	17	18	19	20	21	22	23	24	25	26	27	28	29	30	31	32	33	34	35	36	37.1	37.2	37.3	37.4	37.5	38.1	38.2	39.1	39.2	40	41	
R104	●	●	●	●	○	○	○	○	○	○	○	○	○	○	○	○	○	○	○	○	○	○	○	○	○	○	○	○	○	○	○	○	○	○	○	○	○	○	○	○	○	○	○	○	○	○	○	○	○	○

P Steel 
 M Stainless Steel 
 K Cast Iron 
 N Non-Ferrous Metals 
 S Titanium & Super Alloys 
 H Hard Materials 
 ● Optimal ○ Effective

# Reamers Taper Pin



- For use by hand with suitable wrench
- For opening out parallel holes to suit 1:48 taper pins



Catalogue Code	R105
Discount Group	B0302
Material	HSS
Surface Finish	Brt
Sutton Designation	N
Geometry	L7

Size Ref.	BS Size	Series	l <sub>1</sub>	l <sub>2</sub>	d <sub>1</sub>	d <sub>2</sub>	d <sub>3</sub>	z	Item #
0238	3/32	#5/0	57	32	1.75	3.0	2.41	4	R105 0238
0278	7/64	#4/0	57	32	2.23	3.0	2.89	4	R105 0278
0318	1/8	#3/0	62	35	2.56	3.5	3.29	4	R105 0318
0357	9/64	#2/0	70	38	2.89	4.0	3.68	4	R105 0357
0397	5/32	#0	70	42	3.22	4.5	4.10	6	R105 0397
0437	11/64	#1	75	45	3.70	5.0	4.64	6	R105 0437
0476	3/16	#2	82	52	4.11	5.5	5.19	6	R105 0476
0556	7/32	#3	90	58	4.64	6.0	5.85	6	R105 0556
0635	1/4	#4	105	65	5.28	6.5	6.63	6	R105 0635
0714	9/32	#5	115	78	6.09	6.5	7.72	6	R105 0714
0873	11/32	#6	130	92	7.08	7.5	9.00	6	R105 0873
1032	13/32	#7	155	115	8.40	9.0	10.80	6	R105 1032
1270	1/2	#8	175	135	10.11	11.0	12.92	6	R105 1270
1429	9/16	#9	205	155	12.24	14.5	15.47	6	R105 1429
1905	3/4	#10	230	180	14.75	16.0	18.50	6	R105 1905
2223	7/8	#11	285	210	17.93	19.0	22.31	6	R105 2223

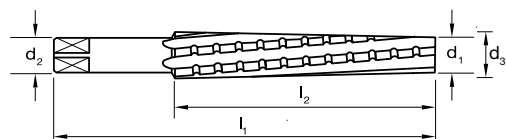
ISO	P										M					K					N					S					H																		
VDI 3323	1	2	3	4	5	6	7	8	9	10	11	12	13	14.1	14.2	14.3	15	16	17	18	19	20	21	22	23	24	25	26	27	28	29	30	31	32	33	34	35	36	37.1	37.2	37.3	37.4	37.5	38.1	38.2	39.1	39.2	40	41
R105	●	●	●	●	○	○	○	○	○	○	○	○	○	○	○	○	○	○	○	○	○	○	○	○	○	○	○	○	○	○	○	○	○	○	○	○	○	○	○	○	○	○	○	○	○	○	○	○	○

P Steel M Stainless Steel K Cast Iron N Non-Ferrous Metals S Titanium & Super Alloys H Hard Materials ● Optimal ○ Effective

## Reamers Morse Taper Socket

**sutton**

- For use by hand with suitable wrench
- Suitable for tool rooms & workshop use
- Rougher, opens out existing parallel holes
- Finishing, to be used after rougher for final sizing



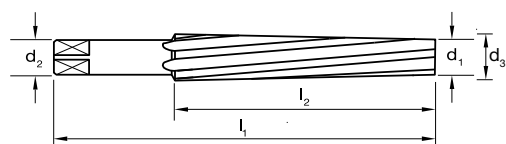
Catalogue Code	<b>R106</b>
Discount Group	B0302
Material	<b>HSS</b>
Surface Finish	<b>Br</b>
Sutton Designation	<b>Roughing</b>
Geometry	L10

Size Ref.	MT #	$l_1$	$l_2$	$d_1$	$d_2$	$d_3$	$z$	Item #
0000	0	95	62	6.29	8.00	9.51	6	R106 0000
0001	1	100	67	9.32	10.00	12.66	6	R106 0001
0002	2	125	80	14.48	14.00	18.48	8	R106 0002
0003	3	150	97	19.66	19.00	24.53	8	R106 0003
0004	4	180	120	25.81	24.00	32.05	10	R106 0004
0005	5	225	151	37.30	31.50	45.24	10	R106 0005

## Reamers Morse Taper Socket

**sutton**

- For use by hand with suitable wrench
- Suitable for tool rooms & workshop use
- Rougher, opens out existing parallel holes
- Finishing, to be used after rougher for final sizing



Catalogue Code	<b>R107</b>
Discount Group	B0302
Material	<b>HSS</b>
Surface Finish	<b>Br</b>
Sutton Designation	<b>Finishing</b>
Geometry	L10

Size Ref.	MT #	$l_1$	$l_2$	$d_1$	$d_2$	$d_3$	$z$	Item #
0000	0	95	62	6.29	8.00	9.51	6	R107 0000
0001	1	100	67	9.32	10.00	12.66	6	R107 0001
0002	2	125	80	14.48	14.00	18.48	8	R107 0002
0003	3	150	97	19.66	19.00	24.53	8	R107 0003
0004	4	180	120	25.81	24.00	32.05	10	R107 0004
0005	5	225	151	37.30	31.50	45.24	10	R107 0005

ISO	P										M					K					N					S					H																		
VDI 3323	1	2	3	4	5	6	7	8	9	10	11	12	13	14.1	14.2	14.3	15	16	17	18	19	20	21	22	23	24	25	26	27	28	29	30	31	32	33	34	35	36	37.1	37.2	37.3	37.4	37.5	38.1	38.2	39.1	39.2	40	41
R106	●	●	●	●	●	●	●	●	●	●	●	●	●	●	●	●	●	●	●	●	●	●	●	●	●	●	●	●	●	●	●	●	●	●	●	●	●	●	●	●	●	●	●	●	●	●	●	●	●
R107	●	●	●	●	●	●	●	●	●	●	●	●	●	●	●	●	●	●	●	●	●	●	●	●	●	●	●	●	●	●	●	●	●	●	●	●	●	●	●	●	●	●	●	●	●	●	●	●	●

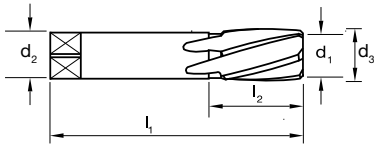
P Steel M Stainless Steel K Cast Iron N Non-Ferrous Metals S Titanium & Super Alloys H Hard Materials

● Optimal ○ Effective

# Reamers Taper Pipe



- For use by hand with suitable wrench
- Suitable for tool rooms & workshop use
- Used prior to tapping tapered thread forms 1:16 taper (BSPT, NPT)
- Prolongs tap life, especially in tough materials



Catalogue Code	R108
Discount Group	B0302
Material	HSS
Surface Finish	Brt
Sutton Designation	Tapered Pipe
Geometry	L15

Size Ref.	Size	d <sub>1</sub>	l <sub>1</sub>	l <sub>2</sub>	d <sub>2</sub>	d <sub>3</sub>	z	Item #
0803	1/8	8.00	60	15	8.00	8.97	6	R108 0803
1031	1/4	10.31	67	20	10.00	11.50	6	R108 1031
1372	3/8	13.72	75	22	12.50	15.63	6	R108 1372
1689	1/2	16.89	87	26	16.00	18.52	6	R108 1689
2225	3/4	22.25	96	29	20.00	24.00	6	R108 2225
2802	1	28.00	110	33	25.00	30.08	6	R108 2802
3668	1-1/4	36.58	119	37	31.50	38.83	6	R108 3668
4277	1-1/2	42.77	125	37	35.50	45.08	8	R108 4277
5484	2	54.84	140	41	40.00	57.40	8	R108 5484

ISO	P										M					K					N										S										H									
VDI 3323	1	2	3	4	5	6	7	8	9	10	11	12	13	14.1	14.2	14.3	15	16	17	18	19	20	21	22	23	24	25	26	27	28	29	30	31	32	33	34	35	36	37.1	37.2	37.3	37.4	37.5	38.1	38.2	39.1	39.2	40	41	
R108	●	●	●	●	●	○	○	○	○	○	○	○	○	○	○	○	○	○	○	○	○	○	○	○	○	○	○	○	○	○	○	○	○	○	○	○	○	○	○	○	○	○	○	○	○	○	○	○	○	○

P Steel M Stainless Steel K Cast Iron N Non-Ferrous Metals S Titanium & Super Alloys H Hard Materials ● Optimal ○ Effective





# Reamers Adjustable



- For use by hand with suitable wrench
- General purpose
- Adjustable size range
- TCA (Tungsten Chrome Alloy)



Catalogue Code	<b>R111</b>	<b>R112</b>
Discount Group	B0304	B0304
Material	<b>TCA</b>	<b>TCA</b>
Surface Finish	<b>Brt</b>	<b>Brt</b>
Sutton Designation	-	-
Geometry	Pilots	Nuts

Size Ref.	Size	Range (mm)	Range (inch)	Item #	Item #
1200	MA	12.00-13.50	15/32-17/32	R111 1200	R112 1200
1350	MB	13.50-15.00	17/32-19/32	R111 1350	R112 1350
1500	MC	15.00-16.75	19/32-21/32	R111 1500	R112 1500
1675	MD	16.75-18.25	21/32-23/32	R111 1675	R112 1675
1825	ME	18.25-19.75	23/32-25/32	R111 1825	R112 1825
1975	MF	19.75-21.50	25/32-27/32	R111 1975	R112 1975
2150	MG	21.50-23.75	27/32-15/16	R111 2150	R112 2150
2375	MH	23.75-27.00	15/16-1-1/16	R111 2375	R112 2375
2700	MI	27.00-30.25	1-1/16-1-3/16	R111 2700	R112 2700
3025	MJ	30.25-34.25	1-3/16-1-11/32	R111 3025	R112 3025
3425	MK	34.25-38.00	1-11/32-1-1/2	R111 3425	R112 3425
3800	ML	38.00-46.00	1-1/2-1-13/16	R111 3800	R112 3800
4600	MM	46.00-56.00	1-13/16-2-7/32		R112 4600
5600	MN	56.00-69.75	2-7/32-2-3/4		R112 5600
6975	MO	69.75-85.00	2-3/4-3-11/32		R112 6975

<b>MA1</b>	<b>Adjustable Reamer Pilot Set</b>	<b>Pieces</b>	
	MA to MI (Pilots Only)	9	R111 MA1



R111 MA1

